

PHILIPPINE PORTS AUTHORITY	Document Version	:	1.0.1	COVER/TITLE
Online Ports Charges Exemption System Version 1.5	Date Written	:	April 4, 2022	
PPA ICTD/Helpdesk	Date Modified	:	July 4, 2022	

FCER Web API Services

AUDIENCE: PPA ICTD/HELPDESK

TABLE OF CONTENTS

Title	
I	Document Change Logs
II	Introduction
III	Prerequisites
IV	Data and Information Preparation
V	Accessing FCER Module
	5.1 Logging into the User Account
	5.2 Request Audit
	5.3 System Users
	5.4 FCER Source
	5.5 Posting an audit
VI	Scheduled Automatic Exchange Rate Acquisition

I DOCUMENT CHANGE LOGS

Date	Doc Version	Description	Author	Request By
04/03/2022	1.0.0	Initial User Manual Submission	Jan Keen Ruaburo	
07/08/2022	1.0.1	Integration of Scheduled-Automatic Exchange Rate Acquisition	Ethan Macalalad	
07/10/2022	1.0.2	<ul style="list-style-type: none">▪ Changed the document orientation to portrait.▪ Corrected grammatical errors and punctuations.	Ethan Macalalad	

II INTRODUCTION

This user guide will focus primarily on users' management for customers, API client users, and PPA users. Some of the modules are like the modules used in the OPCE system.

FCER module is used to view the audit logs, list of user subscribers, and different rate exchange sources. To access the FCER module, **a user should be registered as an Administrator.**

III Prerequisites

To use the OPCE Administrative feature, the below requirements should be prepared:

- 1) This guide assumes the knowledge of managing users for FCER. This information exists in the previous document guides for the FCER module.

IV DATA AND INFORMATION PREPARATION

At this point, the company or corporation information should be ready. It is assumed that all the forms for company creation and user addition have been approved and accomplished.

V ACCESSING FCER MODULE


5.1 Logging into the User Account

Visit the link below to log on to the PPA Web API Services. The user must have an administrative role to view the FCER Module.

Figure 5-1-a

<https://api.ppa.com.ph/>

[HOME](#) | [CONTACT](#) | [LOGIN](#)



Login - PPA API Web Service

Enter registered credentials to log in. If you are redirected to this page but already logged in, the resource you are accessing requires a role that your account must possess.

E-MAIL

PASSWORD

[LOG IN](#)

🔑 If you have forgotten your password, request a password reset to PPA Helpdesk by completing the ICTD FORM: OPCE-002.

Upon entering the site, the user is greeted with the Profile page.

Figure 5-2-b

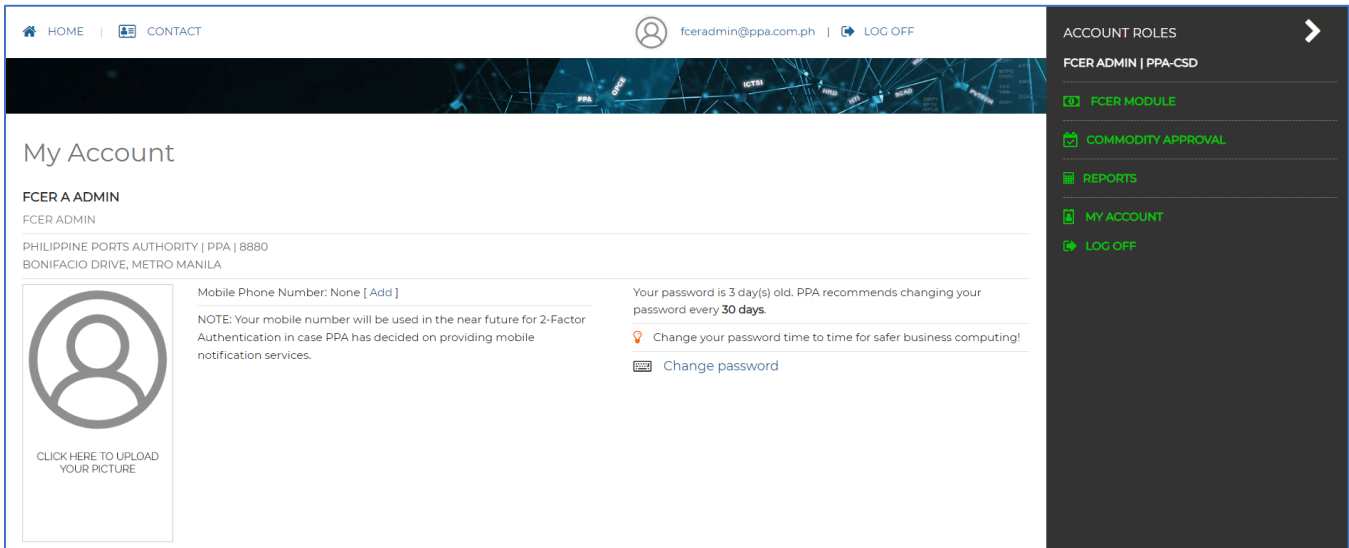
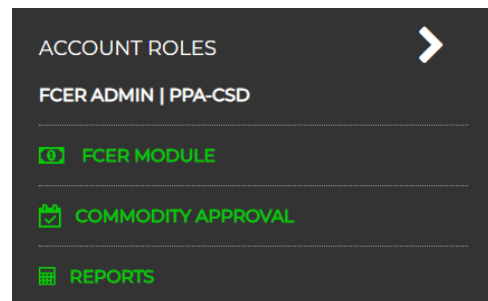


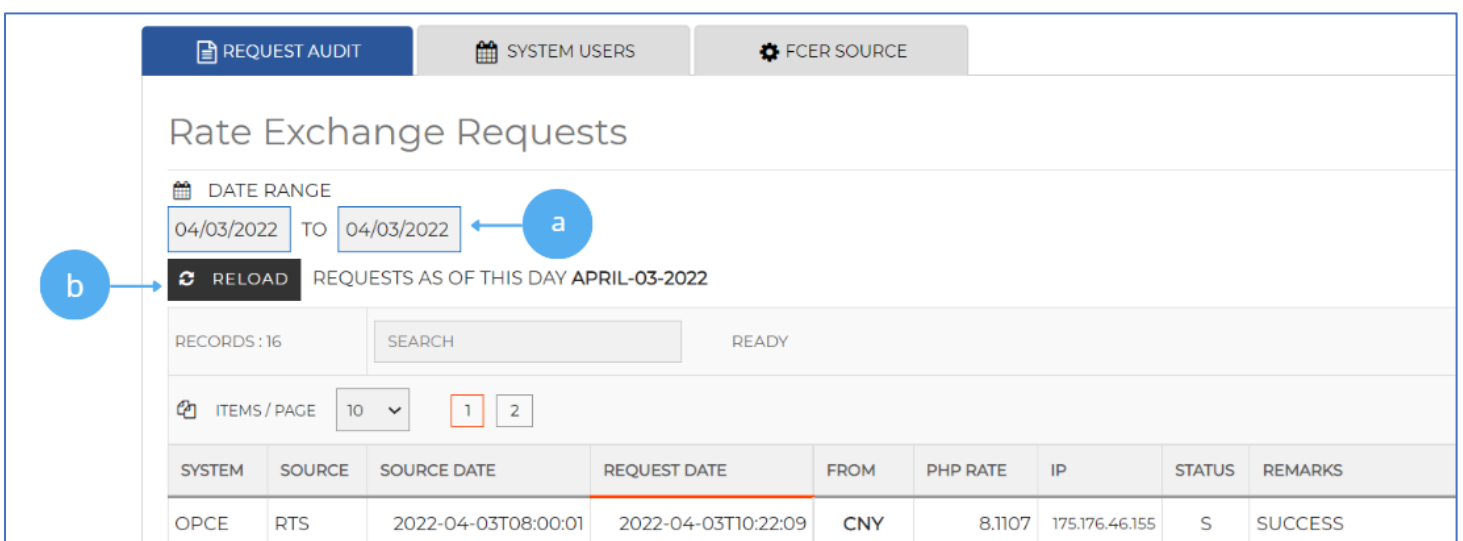
Figure 5-1-c

Click the FCER Module option link on the sidebar of the site as shown in the figure.



5.2 Request Audit

Figure 5-2-a



- (a) The user can filter the audit log by entering two dates.
- (b) After selecting the dates, the user must click the Reload button to filter the audit log.

Clicking the header of the table will show the log in ascending or descending order depending on the selected header.

Figure 5-2-b

RELOAD ✔ Audit records acquired.

RECORDS: 16 SEARCH READY

ITEMS / PAGE 10 1 2

SYSTEM	SOURCE	SOURCE DATE	REQUEST DATE	FROM	PHP RATE	IP	STATUS	REMARKS
OPCE	RTS	2022-04-03T08:00:01	2022-04-03T10:22:09	CNY	8.1107	175.176.46.155	S	SUCCESS
OPCE	RTS	0001-01-01T00:00:00	2022-04-03T10:21:54	CYN	0	175.176.46.155	NS	
OPCE	RTS	2022-04-03T08:00:01	2022-04-03T10:21:42	HKD	6.5819	175.176.46.155	S	SUCCESS
OPCE	RTS	2022-04-03T08:00:01	2022-04-03T10:21:28	USD	51.6186	175.176.46.155	S	SUCCESS
OPCE	RTS	2022-04-03T08:00:01	2022-04-03T10:21:26	USD	51.6186	175.176.46.155	S	SUCCESS
OPCE	RTS	2022-04-03T08:00:01	2022-04-03T10:18:48	USD	51.6186	175.176.46.155	S	SUCCESS
OPCE	RTS	0001-01-01T00:00:00	2022-04-03T10:18:18	OPX	0	175.176.46.155	NS	
OPCE	BSP	0001-01-01T00:00:00	2022-04-03T10:09:36	OPX	0	175.176.46.155	IN	INVALID DATA OPERATION OR SYMBOL NOT SUPPORTED
OPCE	BSP	0001-01-01T00:00:00	2022-04-03T10:08:15	CNY	8.188	175.176.46.155	S	SUCCESS
OPCE	BSP	0001-01-01T00:00:00	2022-04-03T10:06:42	USD	51.906	175.176.46.155	S	SUCCESS

ITEMS / PAGE 10 1 2

The figure below shows the different meanings of the STATUS keys in the audit log.

Figure 5-2-c

FNI	FEATURE NOT IMPLEMENTED
S	SUCCESS
FS	FAILED - UNABLE TO CONTACT SERVICE
FN	FAILED - NO MONETARY UNIT
IN	INVALID DATA OPERATION OR SYMBOL NOT SUPPORTED
NS	MONETARY SYMBOL NOT SUPPORTED
UF	UNKNOWN FAILURE

5.3 System Users

Upon clicking the SYSTEM USERS tab, the list of system subscribers is displayed.

- (a) The SEARCH bar filters the User table depending on the parameters typed.
- (b) Creating a new System Subscriber is possible by clicking the new button.

Figure 5-3-a

The screenshot shows the 'SYSTEM USERS' tab selected in a navigation bar. Below the navigation bar, the title 'System Subscribers' is displayed. A search bar is present with the text 'SEARCH' and a 'READY' status. Below the search bar, there is a table with 6 columns: SYSTEM, NAME, OWNER ID, DATE CREATED, AUDIT USER, and ACTIVE. The table contains three rows of data. At the bottom left, there is a 'NEW' button. Two callouts, 'a' and 'b', are present: 'a' points to the search bar, and 'b' points to the 'NEW' button.

SYSTEM	NAME	OWNER ID	DATE CREATED	AUDIT USER	ACTIVE
EPROC	E-PROCUREMENT SYSTEM	fceruser1@ppa.com.ph	2022-03-24T17:48:26	fceradmin@ppa.com.ph	1
OPCE	ONLINE PORTS CHARGES EXEMPTION SYSTEMS	opceadmin@ppa.com.ph	2022-01-31T15:51:59	fceradmin@ppa.com.ph	1
POMS	PORTS ONLINE MANAGEMENT SYSTEM	pomsadmin@ppa.com.ph	2022-03-24T17:47:52	fceradmin@ppa.com.ph	1

By clicking any of the data in the table, a System Subscriber information module will appear. The module contains the System User ID, Access Key, System Owner ID in email format, System Description, and an option to remove or save the data.

Figure 5-3-b

OPCE	ONLINE PORTS CHARGES EXEMPTION SYSTEMS	opceadmin@ppa.com.ph	2022-01-31T15:51:59	fceradmin@ppa.com.ph	1
------	--	----------------------	---------------------	----------------------	---

⬆️ CLOSE

Edit System Subscriber

SYSTEM ID
The acronym or code name of the system, e.g. OPCE

ACCESS KEY
YXr9t_voZEaJYdzMedFzgQ 🔄
Please take note of this key and hand over it to the owner of the SYSTEM.

SYSTEM OWNER ID
The Owner of the system, in email format.

ACTIVE
Checked implies the system can use the FCER System.

SYSTEM DESCRIPTION
Full description of the system, or what the acronym stands for.

CREATED BY: fceradmin@ppa.com.ph

ℹ️ Ready.

✖️ REMOVE 💾 SAVE

5.4 FCER Source

There are 3 (three) Rate Exchange Sources that the admin can select from. As shown in the figure below.

Figure 5-4-a

📄 REQUEST AUDIT
👤 SYSTEM USERS
⚙️ FCER SOURCE

Rate Exchange Source

ℹ️ Select source of exchange rate

Banko Sentral ng Pilipinas (BSP)
FCER will acquire the value of exchange rate from a web page under BSP website.
NOTE: This is not a web api service.
WARNING: Acquisition value is 100% accurate, however response is not 100% guaranteed.

Real-time service (RTS)
FCER System will acquire the exchange rate from a paid third-party service at <https://v6.exchangerate-api.com>. This is realtime.

PPA source (PPA)
FCER will acquire the value of exchange rate from PPA-provided exchange rate.

5.4.1 Banko Sentral ng Pilipinas (BSP)

The BSP source is a website and not a web API service. Data is collected from the BSP dynamic page. Refer to Figure 5-4-b for the available symbols when using the BSP rate exchange source.

Figure 5-4-b

BANGKO SENTRAL NG PILIPINAS					
FINANCIAL MARKET OPERATIONS SUB-SECTOR					
REFERENCE EXCHANGE RATE BULLETIN					
April 01, 2022					
COUNTRY	UNIT	SYMBOL	EURO EQUIVALENT	U.S. DOLLAR EQUIVALENT	PHIL. PESO EQUIVALENT
I. CONVERTIBLE CURRENCIES WITH BANGKO SENTRAL:					
1 UNITED STATES	DOLLAR	USD	0.903342	1.000000	51.9060
2 JAPAN	YEN	JPY	0.007425	0.008219	0.4266
3 UNITED KINGDOM	POUND	GBP	1.187082	1.314100	68.2097
4 HONGKONG	DOLLAR	HKD	0.115335	0.127676	6.6272
5 SWITZERLAND	FRANC	CHF	0.979126	1.083893	56.2606
6 CANADA	DOLLAR	CAD	0.722500	0.799808	41.5148
7 SINGAPORE	DOLLAR	SGD	0.666870	0.738225	38.3183
8 AUSTRALIA	DOLLAR	AUD	0.676152	0.748500	38.8516
9 BAHRAIN	DINAR*	BHD	2.395688	2.652027	137.6561
10 KUWAIT	DINAR	KWD	N/A	N/A	N/A
11 SAUDI ARABIA	RIYAL	SAR	0.240801	0.266567	13.8364
12 BRUNEI	DOLLAR	BND	0.664417	0.735510	38.1774
13 INDONESIA	RUPIAH	IDR	0.000063	0.000070	0.0036
14 THAILAND	BAHT****	THB	0.027168	0.030075	1.5611
15 UNITED ARAB EMIRATES	DIRHAM	AED	0.245968	0.272287	14.1333
16 EUROPEAN MONETARY UNION	EURO	EUR	1.000000	1.107000	57.4599
17 KOREA	WON	KRW	0.000744	0.000824	0.0428
18 CHINA	YUAN**	CNY	0.142499	0.157746	8.1880

The figure below shows the currency that is not convertible with BSP.

Figure 5-4-b

II. OTHERS (NOT CONVERTIBLE WITH BSP)					
19 ARGENTINA	PESO	ARS	0.008138	0.009009	0.4676
20 BRAZIL	REAL	BRL	0.190619	0.211015	10.9529
21 DENMARK	KRONER	DKK	0.134408	0.148790	7.7231
22 INDIA	RUPEE	INR	0.011902	0.013175	0.6839
23 MALAYSIA	RINGGIT	MYR	0.214928	0.237925	12.3497
24 MEXICO	NEW PESO	MXN	0.045529	0.050401	2.6161
25 NEW ZEALAND	DOLLAR	NZD	0.626287	0.693300	35.9864
26 NORWAY	KRONER	NOK	0.103173	0.114213	5.9283
27 PAKISTAN	RUPEE	PKR	0.004926	0.005453	0.2830
28 SOUTH AFRICA	RAND	ZAR	0.061882	0.068503	3.5557
29 SWEDEN	KRONER	SEK	0.096364	0.106675	5.5371
30 SYRIA	POUND	SYP	0.000360	0.000398	0.0207
31 TAIWAN	NT DOLLAR	TWD	0.031569	0.034947	1.8140
32 VENEZUELA	BOLIVAR***	VEB	0.000004	0.000004	0.0002


The exchange rate is refreshed daily between 8:00 AM and 9:00 AM PH time. However, on Saturdays and Sundays, BSP is not updating the values of the exchange rate values.

Figure 5-4-c

** Asian Time Closing Rate as of 31-Mar-2022

*** Effective 01 Jan 2008 Venezuela's official exchange rate was changed to 2.15 bolivars per dollar from 2,150 per dollar

Run date/time: 01-Apr-2022 08:46 AM

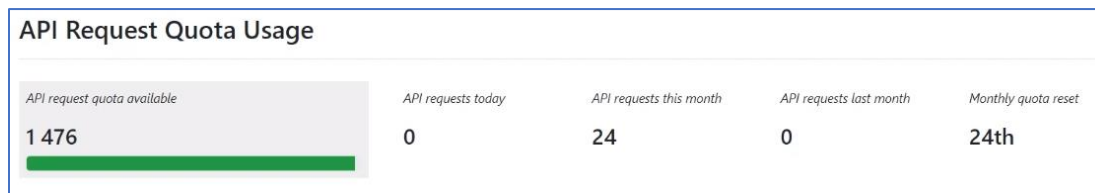
 **NOTE:** BSP has a rule wherein the change of monetary values depends on BSP. This may result in updating monetary values after 2 days.

5.4.2 Real-time service (RTS)

Real-time service or RTS is a free service considering that the number of requests does not exceed the monthly quota. The monthly quota is shown in Figure 5-4-d.


The API is Exchange Rate API, the API accommodates 161 world currencies covering almost all the UN-recognized states and territories.

Figure 5-4-d



5.4.3 PPA source (PPA)

PPA source is based on the PPA exchange rates encoded in the FCER database. This feature is not implemented yet as of this writing.

 **NOTE:** There are times that the PHP rates in BSP and RTS sources are different.

5.5 To Posting an audit

The POST Request body consists of the System User ID and Identity Key (both are provided from the System Users module, see Figure 5-3-b). The currency symbol is also included in the body, for the BSP source, only the symbols listed are included, see Figure 5-4-b. These 3 (three) variables are required for posting an audit.


Figure 5-5-a

```
1  {
2  ... "SystemUserID" : "OPCE",
3  ... "IdentKey" : "YXr9t_voZEaJYdzMedFzgQ",
4  ... "FromSymbol" : "JPY"
5  }
```

The figure below shows the audit posted from the parameters stated in Figure 5-5-a.

Figure 5-5-b

SYSTEM	SOURCE	SOURCE DATE	REQUEST DATE	FROM	PHP RATE	IP	STATUS	REMARKS
OPCE	RTS	2022-04-03T08:00:01	2022-04-04T01:10:05	JPY	0.4215	180.190.31.116	S	SUCCESS

 **NOTE:** RTS loading time is faster than BSP. The requests are done one at a time, meaning that only the requested currency is converted into the Philippine peso.

VI Scheduled Automatic Exchange Rate Acquisition

PPA has requested, as a requirement that a feature is integrated into FCER for automatic or scheduled exchange rate acquisition, as part of PPA's timely posting of rates based on policy.

This is made possible using the following page, as shown below with the red highlighted box.

REQUEST AUDIT SYSTEM USERS FCER SOURCE

Rate Exchange Source

Select source of exchange rate

Banko Sentral ng Pilipinas (BSP)
FCER will acquire the value of exchange rate from a web page under BSP website.
NOTE: This is not a web api service.
WARNING: Acquisition value is 100% accurate, however response is not 100% guaranteed.

Real-time service (RTS)
FCER System will acquire the exchange rate from a paid third-party service at <https://v6.exchangerate-api.com>. This is realtime.

PPA source (PPA)
FCER will acquire the value of exchange rate from PPA-provided exchange rate.

Scheduled Acquisition Time

FCER will automatically acquire monetary exchange rate, once daily, at the time specified below.

10 00 00 AM

SUBMIT

6.1 Feature Specification

Regardless of the **Rate Exchange Source** selected, FCER will acquire the exchange rate based on the time specified in the section **Scheduled Acquisition Time**.

FCER will always display the acquired exchange rates in the section tab **REQUEST AUDIT** as shown below. Please note that if the scheduled time is **08:00:00 AM**, the data grid should display the list of exchange rates from the source based on that time, otherwise, FCER has encountered an issue getting the data from the exchange source, for example, BSP.

REQUEST AUDIT		SYSTEM USERS		FCER SOURCE				
Rate Exchange Requests								
DATE RANGE								
07/08/2022		TO		07/08/2022				
RELOAD		Audit records acquired.						
RECORDS: 18		SEARCH		READY				
ITEMS / PAGE		20						
SYSTEM	SOURCE	SOURCE DATE	REQUEST DATE	FROM	PHP RATE	IP	STATUS	REMARKS
FCER	BSP	2022-07-08T08:47:00	2022-07-08T11:07:14	USD	55.909	localhost		AUTO ACQUISITION
FCER	BSP	2022-07-08T08:47:00	2022-07-08T11:07:14	CNY	8.3477	localhost		AUTO ACQUISITION
FCER	BSP	2022-07-08T08:47:00	2022-07-08T11:07:14	GBP	67.225	localhost		AUTO ACQUISITION
FCER	BSP	2022-07-08T08:47:00	2022-07-08T11:07:14	HKD	7.1245	localhost		AUTO ACQUISITION
FCER	BSP	2022-07-08T08:47:00	2022-07-08T11:07:14	CHF	57.4014	localhost		AUTO ACQUISITION



NOTES:

- If the source being contacted by FCER, e.g., BSP, is not able to be contacted, the system will infinitely retry getting exchange rates until it acquires the necessary data.
- The REQUEST DATE posted in the data grid, often, will display a few seconds delay versus the scheduled time set in the configuration under **Scheduled Acquisition Time**. This reason is that, during contact with the source, e.g., BSP, the time to read and extract information from this source may take a while. BSP is not a Web API Service, it is a web page that FCER traverses or scrapes to get data and information that may cause delay. A change of page structure from BSP will also affect how FCER locates and acquires data.
- At the time of this writing, BSP posts exchange rates at varying times. For example, 8:30 AM, 8:45 AM, and even 10:30 AM.

// End of documentation. Nothing follows.